







CAHRISMA





**Scenario
for an animated crowd
in the mosque
(non-realtime)**

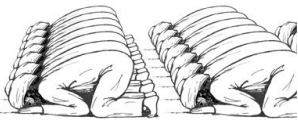

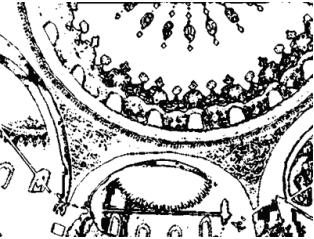
CAHRISMA scenario
PART II : SINGING

| camera view | action | sound | duration |
|--|---|--|----------|
|  <p>04 camera travelling through the door, into the mosque</p> | <ul style="list-style-type: none"> > in the main aisle of the mosque, the men are sitting (any posture) > aligned according to the carpet's pattern > the imam is sitting on the last step of the <i>minbar</i> (staircase) > we don't see women because they are praying either on second floor or in the right aisle of the mosque, hidden by a partition wall > the crowd will be composed of about 50 men | <ul style="list-style-type: none"> > end of muezzin's call for prayer > start of the singing | 15 sec |
|  <p>05 view on the singers</p> | <ul style="list-style-type: none"> > 7 singers are sitting on the left side of the <i>qibla</i>, in front of the crowd, facing them > there is a book in front of them, on a V-shaped display | <ul style="list-style-type: none"> > singers sing alone | 7 sec |
|  <p>06 general view on the crowd</p> | <ul style="list-style-type: none"> > the people repeat some verses of the song | <ul style="list-style-type: none"> > crowd sing | 3 sec |
|  <p>07 close-up on the singers</p> | <ul style="list-style-type: none"> > the singers sing the next verse | <ul style="list-style-type: none"> > singers sing alone | 7 sec |

| | | | |
|---|---|--|---------------|
|  <p>08 various views on the inside of the mosque</p> | <p>> idem 06 and 07</p> | <p>> idem 06 and 07</p> | <p>15 sec</p> |
|  <p>09 close-up on imam</p> | <p>> imam stands up > says "Allahü Ekber" > and starts to go down the <i>minbar</i> (staircase) > the crowd stand up > the singers stand up, walk calmly to the last row of the crowd (they find their position according to the carpet's pattern) and get ready for praying</p> | <p>> Imam: "Allahü Ekber" > the crowd repeats "Allahü Ekber"</p> | <p>7 sec</p> |

PART III : PRAYING

| camera view | action | sound | duration |
|---|---|---|----------|
|  <p>10 view on <i>qibla</i></p> | <p>> imam goes to face the <i>qibla</i> (the niche indicating Mekka's direction) > all men in the crowd are standing, their faces looking at <i>qibla</i> (in Mekka's direction), ready to start the prayer > imam starts the prayer and the people perform the same movements:</p> <p>-> hands to the head [fig. A] -> hands on the belly [fig. B]</p> | <p>> end of crowd repeating</p> <p>-> "Allahü Ekber" -> 4 prayers (duration: 3 minutes!)</p> | 3 min |
|  <p>11 various views on the inside of the mosque</p> | <p>> during the 4 prayers that the imam says, the men in the crowd just listen (praying inside their head), standing still with their hands on belly [fig. B] > the camera travels again inside the mosque during these 3 minutes of meditation</p> | | |
|  <p>12 view on imam</p> | <p>-> bending, hands on knees [fig. C] 3 times</p> <p>-> stand up [fig. D]</p> | <p>-> "Allahü Ekber" "Sübhâne rabbiye'l-azîm" - 3 times</p> <p>-> "Semiallâhü limen hamideh" "Rabbenâ lekel hamd"</p> | 15 sec |
|  <p>13 view on the front row of the crowd</p> | <p>-> kneeling, -> head and hands to the ground [fig. E] 3 times -> sitting on their feet [fig. F]</p> | <p>-> "Allahü Ekber" -> "Sübhâne Rabbiye'l-âlâ" 3 times -> "Allahü Ekber, Sübhânellâh"</p> | 15 sec |

| | | | |
|--|---|---|--------|
|  <p>14 camera moves slowly along the crowd</p> | <p>-> standing up, hands on belly [fig. B]</p> <p>-> bending, hands on knees [fig. C] 3 times</p> <p>-> stand up [fig. D]</p> <p>-> kneeling</p> | <p>-> "Bir rek'at"</p> <p>-> "Allahü Ekber" "Sübhâne rabbiye'l-azîm" - 3 times</p> <p>-> "Semiallâhü limen hamideh" "Rabbenâ lekel hamd"</p> <p>-> "Allahü Ekber"</p> | 15 sec |
|  <p>15 camera behind the crowd</p> | <p>-> head and hands to the ground [fig. E] 3 times</p> <p>-> sitting on their feet [fig. F]</p> <p>-> head to the right [fig. G]</p> | <p>-> "Sübhâne Rabbiye'l-âlâ" 3 times</p> <p>-> "Allahü Ekber, Sübhânellâh"</p> <p>-> "Esselâmü aleyküm ve rahmetüllâh"</p> | 20 sec |
|  <p>16 camera moves up to the dome</p> | <p>-> head to the left [fig. H]</p> <p>> it's the end of the prayer: some people stay meditating, some standup and leave the mosque...</p> | <p>-> "Esselâmü aleyküm ve rahmetüllâh"</p> | 5 sec |
| TOTAL | | | ~6 min |

Important notes on the scenario:

Part I : ENTERING THE MOSQUE

- before entering the mosque, every person has to take off his shoes
- men pray in the central aisle of the mosque : the believers go to their position (given by the carpet's patterns), forming rows facing the *qibla* wall (indicating Mekka's direction); each row has to be completed before forming a new row.
- women pray either on 2nd floor or in a separate aisle of the mosque, hidden by a partition wall or screen. It means that in this scenario we won't see women inside the mosque (but we'll see some women in the courtyard and entering the mosque)

Part II : SINGING

- 7 singers are sitting on the left side of the *qibla*, in front of the crowd, facing them
- the people in the crowd are sitting (any posture)
- on a V-shaped display, there's an opened book in front of the singers
- some verses are sung only by the singers, and other verses are repeated by the crowd of believers
- during singing, the imam is sitting on the last step of the *minbar* (staircase), singing with the crowd

- at the end of the singing, the imam stands up, says "Allahü Ekber", goes down the *minbar* (staircase) and goes in front of the crowd, facing the *qibla* (niche indicating Mekka's direction)
- the crowd repeat "Allahü Ekber" while standing up, getting ready for the prayer
- the singers stand up, walk calmly to the last row of the crowd (they find their position according to the carpet's pattern) and get ready for praying

Part III : PRAYING

- during the prayer, everyone (including the imam) should be facing *qibla* (the niche indicating Mekka's direction)
- the imam is in front of the crowd, in front of the *qibla*
- only the imam says the prayers loud, the men in the crowd listen (or murmur) and they say out loud only the "Allahü Ekber" parts
- imam and crowd perform the gestures all together
- no one should walk in front of a praying person (no camera either)
- no other motion than praying acts is favourable: jiggling or speech spoils the prayer. prayer should be performed in a dignified manner
- meaning: islamic prayer (*namaz*) is the symbol of plant, animal and human, where all pray to the one God (Allah) and there is nobody inbetween.

- there are very strict rules concerning the movements performed for the prayer, here are the main postures:



Fig. A

- hands beside the head
- palms in direction of Mekka
- thumbs should not touch the ears



Fig. E

- kneel on to the ground
- first the knees touch the ground, then the hands, then the front, and then the nose
- elbows don't touch the ground



Fig. B

- hands on belly
- right hand over left hand, holding wrist
- eyes looking down




Fig. F

- sitting on right foot
- left foot in direction of Mekka
- eyes looking down



Fig. C

- bending, hands on knees
- arms and knees are straight



Fig. G

- sitting on knees
- head to the right
- eyes looking at the shoulder



Fig. D

- standing upright
- looking in direction of Mekka



Fig. H

- sitting on knees
- head to the left
- eyes looking at the shoulder